



OFFICIAL TIRE OF
MAJOR LEAGUE
BASEBALL



AL21
Approved for **SmartWay & CARB**
Long-Haul "Smartec" Series



AL21 APPROVED FOR SMARTWAY & CARB

Tire Structure

Belt structure

Minimized motion of belts for reduced heat generation.

Wide belt

Wide #4 Belt to increase the casing life.

Enriched belts

Enriched belts ensure the stability of the footprint.

Carcass

Optimized carcass structure for better ride and handling.



Improved bead

Optimized bead profile for superior retreadability.


Sizes & Specifications

AL21

S-code	Size	Ply Rating	Type	Measuring Rim	Max Air (psi)		Max Load (lbs)		Overall Diameter (inch)	Section Width (inch)	Tread Width (inch)	Tread Depth (32 ^{nds})	Revs /Mile	SLR (inch)	Max Speed	Weight (lbs)
					S	D	S	D								
3003108	11R22.5	14	T/L	8.25	105	105	6,175	5,840	41.5	11.3	8.1	19	499	19.3	75	125
3003109	11R22.5	16	T/L	8.25	120	120	6,610	6,005	41.5	11.3	8.1	19	499	19.3	75	125
3003110	11R24.5	14	T/L	8.25	105	105	6,610	6,005	43.5	11.3	8.1	19	476	20.3	75	131
3002431	295/75R22.5	14	T/L	8.25	110	110	6,175	5,675	40.2	11.7	8.5	19	519	18.8	75	114
3002488	295/75R22.5	16	T/L	8.25	120	120	7,160	6,610	40.2	11.3	8.3	19	514	18.7	75	114
3003112	285/75R24.5	14	T/L	8.25	110	110	6,175	5,675	41.5	11.0	8.1	19	499	19.4	75	124

• Technical data subject to change without prior notice.

Recommended Vehicle Types and Position



Recommended position

Hankook Tire America Headquarters

333 Commerce Street, Suite 600 Nashville, Tennessee 37201, USA T +1 615 432 0700 F +1 615 242 8709
www.hankooktire.com/us

Long-Haul "Smartec" Series




Experience Smartec
 Newly launched 'Smartec' is an integrated package of Hankook truck and bus tire technology. Smartec is based on five main tire performance factors featuring safety, mileage, anti chip & cut, retreadability, and traction. The technology provides a range of benefits that consumers identify as a key factor when selecting tires. Smartec is applied to the entire research, development and manufacturing process for all products.

Significant Design Features


Optimized Sipe

Optimized lateral sipe and semi-groove sipe provides better traction and enhances even wear for superior performance.

Lateral Sipe




Semi-Groove & Sipe



Round-Edge Sipe

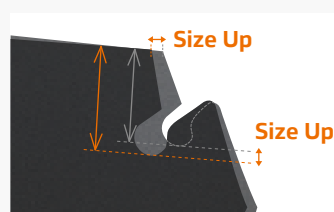
Rounded shape at the edge of the sipe prevents tearing and cracking.



Innovative Side Decoupling Groove

Prevents uneven wear by reducing movement between sidewall and shoulder.

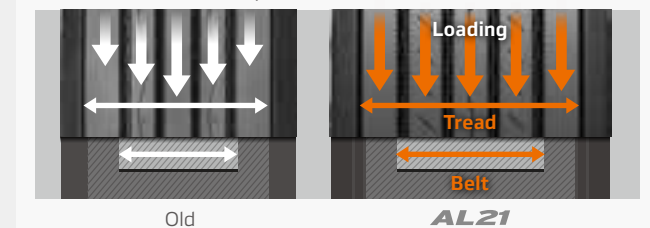
Old
 AL21



Technology and Benefits

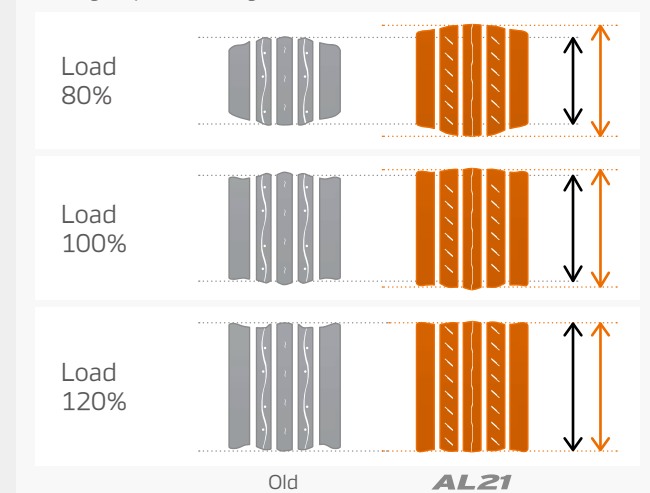
Improved Grip Force

Expanded belt provides equal road grip which results in even wear and better performance.



Consistent Footprint

AL21 has a stabilized footprint which provides longer mileage by decreasing uneven wear.



Test Results

